


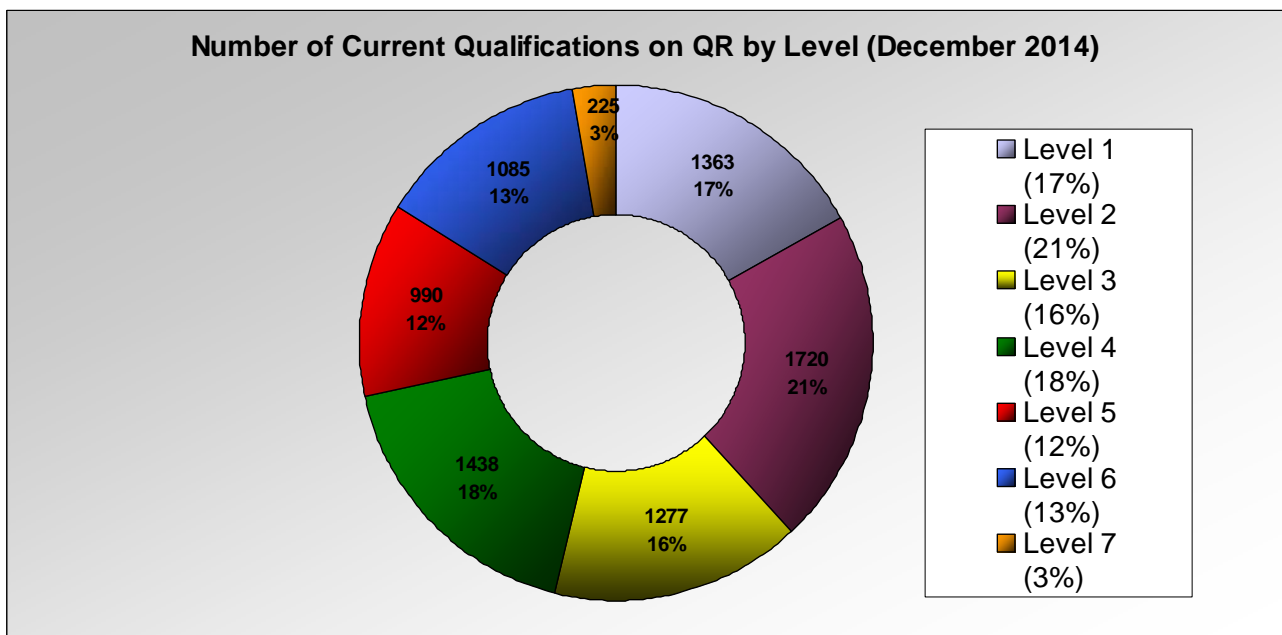
## QR Statistics

	December 2014	December 2014 vs December 2013
Number of Current Qualifications	8,098	+2.6%
Number of Operators with Qualifications Published	241	+13.1%

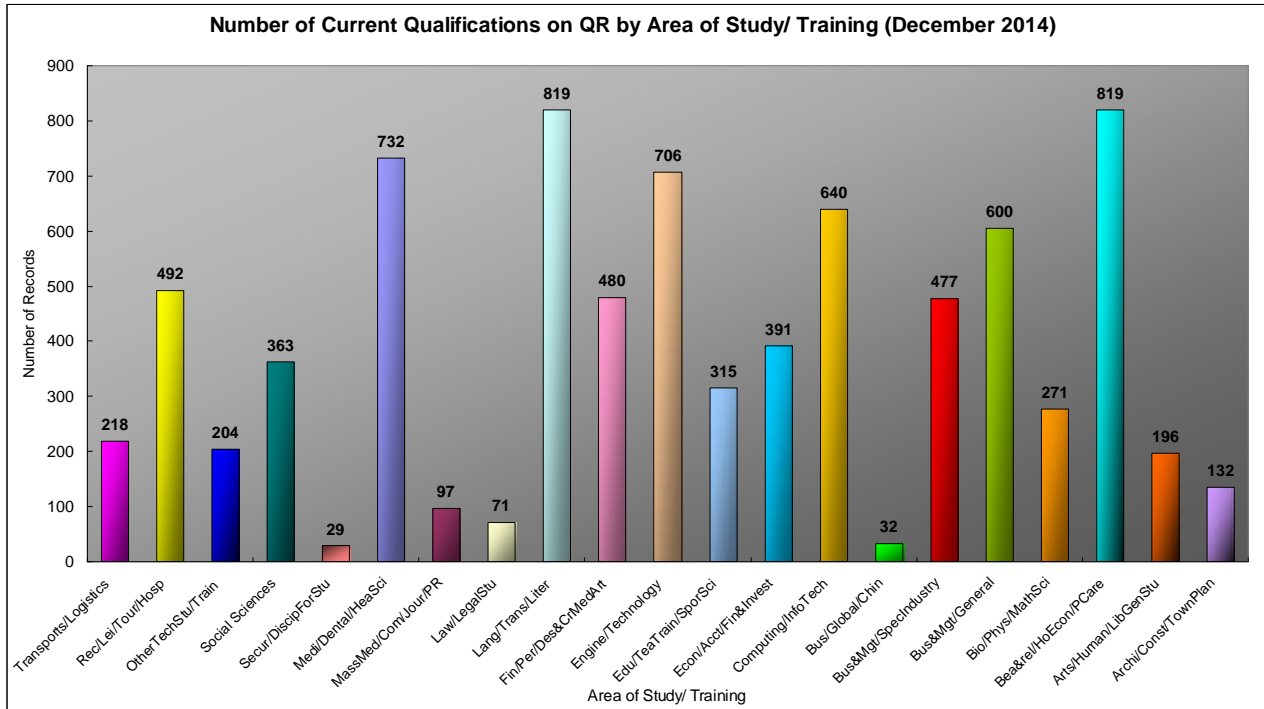
Number of Current Qualifications on QR by Accreditation Body/ Qualification Type



Number of Current Qualifications on QR by Level



## Number of Current Qualifications on QR by Area of Study/ Training



Area of Study and Training			
1	Architecture, Construction and Town Planning	12	Fine Arts, Performing Arts, Design and Creative Media Art & Industry
2	Arts, Humanities, Liberal Studies and General Studies	13	Languages, Translation and Literature
3	Beauty, Hairdressing and Related Studies, Home Economics, Personal Care	14	Law and Legal Studies
4	Biological, Physical and Mathematical Sciences	15	Mass Media and Communications, Journalism and Public Relations
5	Business & Management, General	16	Medicine, Dentistry and Health Sciences
6	Business & Management in Specific Industries	17	Security and Disciplinary Forces Studies
7	Business, Global and China	18	Social Sciences
8	Computing and Information Technology	19	Other Technical Studies and Training
9	Economics, Accountancy, Finance & Investment	20	Recreation, Leisure, Tourism and Hospitality
10	Education, Teacher Training and Sports Science	21	Transports and Logistics
11	Engineering and Technology		

## Key Statistics of QF-recognized Qualifications (as of 12 December 2014)

### 資歷名冊的主要統計數字

#### 資歷名冊的學習/培訓範疇的統計數字 Statistics on the Primary Area of Study of the QF-recognized Qualifications

資歷名冊--學習/培訓範疇	Primary Area of Study	Level (級別)							Total (總計)
		1	2	3	4	5	6	7	
建築, 建造及城市規劃	Architecture, Construction and Town Planning	3	7	25	33	22	40	4	134
文科, 人文科學, 通識教育及綜合教育	Arts, Humanities, Liberal Studies and General Studies	0	4	39	18	44	64	28	197
美容, 美髮, 家政, 個人護理	Beauty, Hairdressing and Related Studies, Home Economics, Personal Care	252	368	157	41	1	0	0	819
生物科學, 自然科學及數學科學	Biological, Physical and Mathematical Sciences	1	1	9	48	114	76	28	277
商業及管理(綜合)	Business & Management, General	26	97	101	155	114	92	19	604
商業及管理(專門行業)	Business & Management in Specific Industries	179	121	75	69	19	14	0	477
商業, 環球及中國	Business, Global and China	0	0	6	10	11	5	0	32
電腦科學及資訊科技	Computing and Information Technology	359	57	58	94	40	30	2	640
經濟, 會計, 財務及投資	Economics, Accountancy, Finance & Investment	6	83	56	101	77	61	7	391
教育, 師資訓練及運動科學	Education, Teacher Training and Sports Science	1	30	23	51	59	142	10	316
工程及科技	Engineering and Technology	32	129	126	150	130	115	24	706
美術, 表演藝術, 設計, 創意媒體藝術及產業	Fine Arts, Performing Arts, Design and Creative Media Art & Industry	20	41	121	175	76	42	5	480
語言, 翻譯及文學	Languages, Translation and Literature	314	211	97	62	60	65	10	819
法律及法學	Law and Legal Studies	0	1	6	8	8	43	5	71
大眾傳媒及傳播, 新聞及公共關係	Mass Media and Communications, Journalism and Public Relations	0	1	11	34	29	20	2	97
醫科, 牙科及護理科	Medicine, Dentistry and Health Sciences	13	260	93	89	57	165	55	732
其他技術及培訓	Other Technical Studies and Training	27	82	58	37	0	0	0	204
休閒康樂, 旅遊及款待服務	Recreation, Leisure, Tourism and Hospitality	111	128	110	108	29	5	1	492
保安及紀律部隊	Security and Disciplinary Forces Studies	0	0	10	7	4	8	0	29
社會科學	Social Sciences	1	49	32	81	84	91	25	363
運輸及物流	Transports and Logistics	18	50	64	67	12	7	0	218
Total number: 8098									

非本地資歷		Non-local Qualifications			
Operator (營辦者/評估機構)	Granting Body (資歷頒授者)	Level (級別)			Total (總計)
		4	5	6	
HKU School of Professional and Continuing Education	Curtin University of Technology	0	6	0	6
	Edinburgh Napier University	0	6	0	6
	The University of Hull	0	4	0	4
	University of London	2	10	3	15
Hong Kong Art School	Royal Melbourne Institute of Technology University	0	1	0	1
Hong Kong Baptist University, School of Continuing Education	University of South Australia	0	4	0	4
Hong Kong Institute of Technology	Teesside University	0	5	0	5
Li Ka Shing Institute of Professional and Continuing Education, OUHK	Middlesex University	0	3	0	3
	University of Salford	0	1	0	1
SCAD Foundation (Hong Kong) Limited	Savannah College of Art and Design, Inc	0	13	8	21
	Birmingham City University	0	2	0	2
	Coventry University	0	4	0	4
	Royal Melbourne Institute of Technology	0	4	0	4
	Sheffield Hallam University	0	5	0	5
	University of Central Lancashire	0	4	0	4
	University of Lincoln	0	2	0	2
	University of Northumbria at Newcastle	0	5	0	5
School for Higher and Professional Education, Vocational Training Council	University of the West of England, Bristol	0	2	0	2
	Coventry University	0	1	0	1
	De Montfort University	0	2	0	2
	Edinburgh Napier University	0	11	0	11
	Oxford Brookes University	0	1	0	1
	Sheffield Hallam University	0	1	0	1
	Staffordshire University	0	3	0	3
	Swinburne University of Technology	0	4	0	4
School of Continuing and Professional Studies, The Chinese University of Hong Kong	University of Central Lancashire	1	4	0	5
	Flinders University	0	2	0	2
The University of Chicago Booth School of Business in Hong Kong	Griffith University	0	4	0	4
	The University of Chicago Booth School of Business	0	0	1	1
Vocational Training Council	Birmingham City University	0	4	0	4
	Nottingham Trent University	0	2	0	2
	Sheffield Hallam University	0	3	0	3

	University of the Arts London	0	2	0	2
YMCA College of Continuing Education	TAFE NSW - Western Sydney Institute	2	0	0	2
	West Coast Institute of Training	2	0	0	2
					Total number: 144