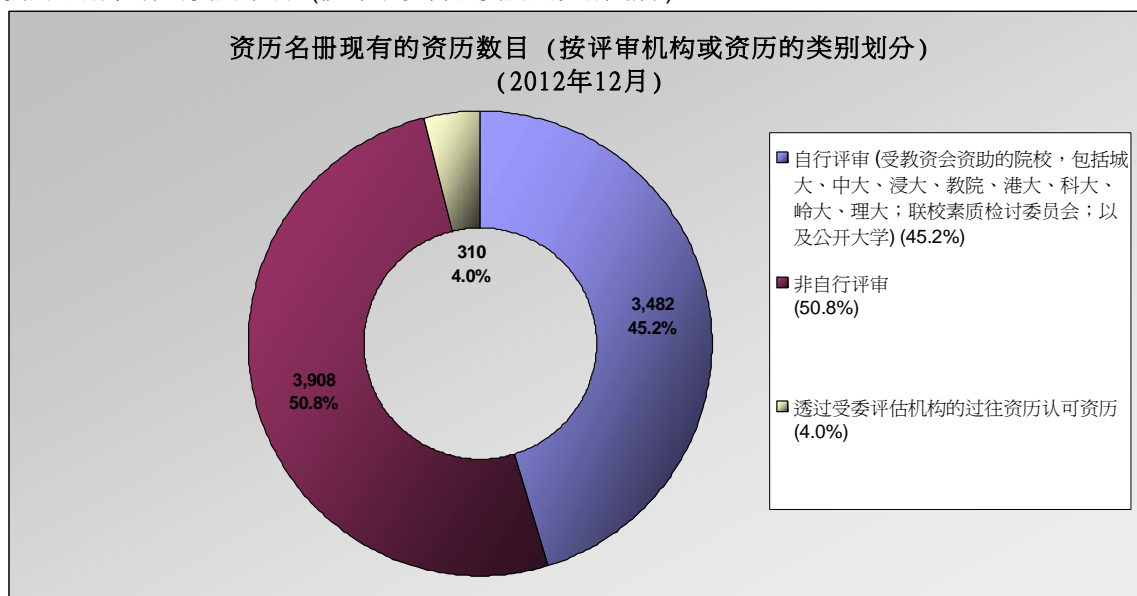


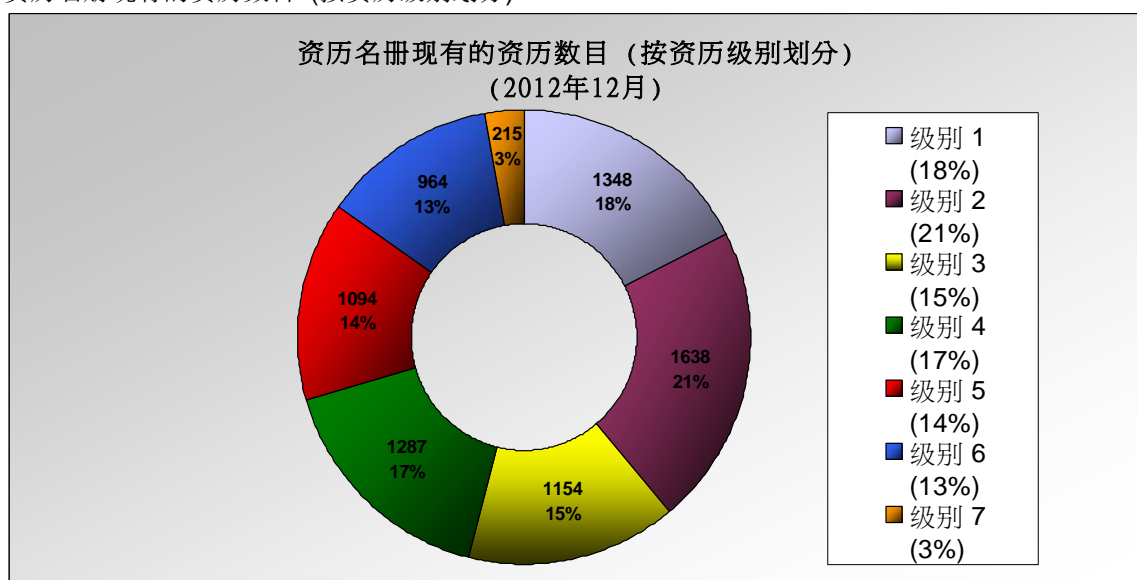
资历名册资料与数字

	2012年12月	2012年12月与 2012年11月比较	2012年12月与 2011年12月比较
现有资历数目	7,700	+0.6%	+13.0%
已载列资历于资历名册内的 营办者数目	204	+0%	+21.4%

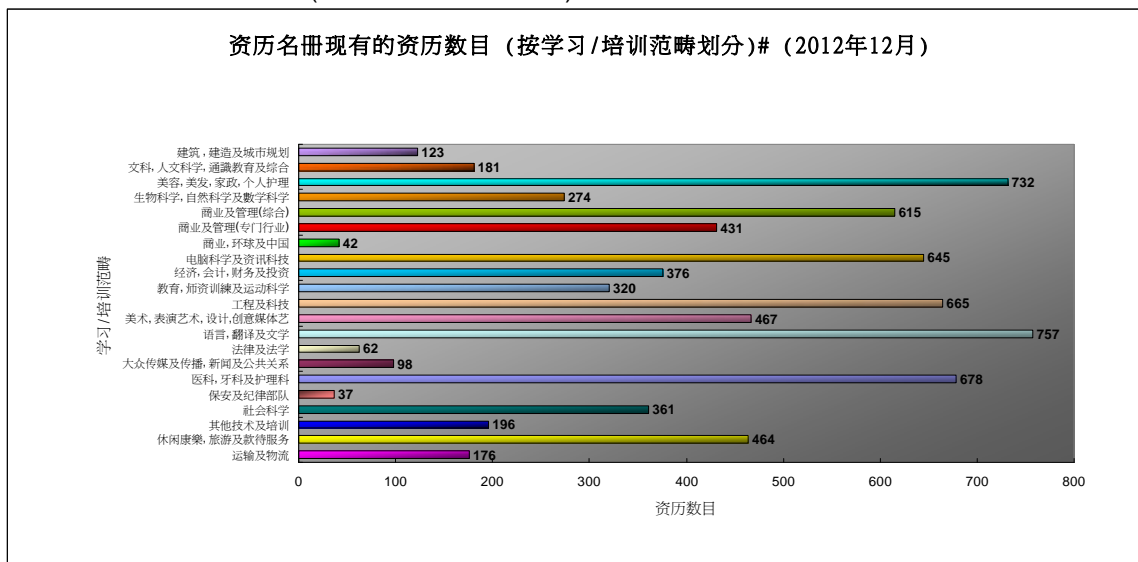
资历名册现有的资历数目 (按评审机构或资历的类别划分)



资历名册现有的资历数目 (按资历级别划分)



资历名册现有的资历数目 (按学习/培训范畴划分)



有关二十一个学习/培训范畴的详情, 请参阅词汇表所载列的名单

Key Statistics of QF-recognized Qualifications (as of 14 December 2012)

资歷名册认可资历的主要统计数字 (2012年12月数据)

资歷名册的学习/培训范畴的统计数字 Statistics on the Primary Area of Study of the QF-recognized Qualifications

资歷名册--学习/培训范畴	Primary Area of Study	Level (级别)							Total (总计)
		1	2	3	4	5	6	7	
建筑, 建造及城市规划	Architecture, Construction and Town Planning	0	2	18	34	30	35	4	123
文科, 人文科学, 通識教育及综合教育	Arts, Humanities, Liberal Studies and General Studies	0	12	27	16	47	55	24	181
美容, 美发, 家政, 个人护理	Beauty, Hairdressing and Related Studies, Home Economics, Personal Care	253	341	113	24	1	0	0	732
生物科学, 自然科学及数学科学	Biological, Physical and Mathematical Sciences	1	1	9	47	126	64	26	274
商业及管理(综合)	Business & Management, General	28	87	128	148	135	70	19	615
商业及管理(专门行业)	Business & Management in Specific Industries	180	106	59	56	20	10	0	431
商业, 环球及中国	Business, Global and China	0	0	8	13	14	7	0	42
计算机科学及信息科技	Computing and Information Technology	358	48	66	96	46	29	2	645
经济, 会计, 财务及投资	Economics, Accountancy, Finance & Investment	6	93	61	86	71	52	7	376
教育, 师资训练及运动科学	Education, Teacher Training and Sports Science	3	33	20	50	78	126	10	320
工程及科技	Engineering and Technology	32	118	92	119	171	109	24	665
美术, 表演艺术, 设计, 创意媒体艺术及产业	Fine Arts, Performing Arts, Design and Creative Media Art & Industry	22	45	110	176	70	39	5	467
语言, 翻译及文学	Languages, Translation and Literature	304	189	74	56	65	60	9	757
法律及法学	Law and Legal Studies	0	1	5	5	8	38	5	62
大众传媒及传播, 新闻及公共关系	Mass Media and Communications, Journalism and Public Relations	0	0	13	33	29	21	2	98
医科, 牙科及护理科	Medicine, Dentistry and Health Sciences	15	245	82	73	61	148	54	678
其它技术及培训	Other Technical Studies and Training	30	79	50	37	0	0	0	196
休闲康樂, 旅游及款待服务	Recreation, Leisure, Tourism and Hospitality	100	160	115	70	14	4	1	464
保安及纪律部队	Security and Disciplinary Forces Studies	0	0	21	5	3	8	0	37
社会科学	Social Sciences	0	52	30	85	89	82	23	361
运输及物流	Transports and Logistics	16	26	53	58	16	7	0	176

Total number: 7700

非本地资历

Non-local Qualifications

Operator (营办者/评估机构)	Granting Body (资历颁授者)	Level (级别)			Total (总计)
		4	5	6	
Hong Kong Art School 香港艺术学院	Royal Melbourne Institute of Technology University	0	1	0	1
HKU School of Professional and Continuing Education 香港大学专业进修学院	Curtin University of Technology	0	2	0	2
	University of London	2	3	3	8
Hong Kong Institute of Technology 香港科技专上书院	Southern Cross University	0	2	1	3
	Teesside University	0	4	0	4
Li Ka Shing Institute of Professional and Continuing Education, OUHK 香港公开大学李嘉诚专业进修学院	Middlesex University	0	2	0	2
SCAD Foundation (Hong Kong) Limited	Savannah College of Art and Design, Inc	0	8	6	14
School for Higher and Professional Education, Vocational Training Council 职业训练局才晋高等教育学院	Coventry University	0	1	0	1
	University of Central Lancashire	0	1	0	1
	University of Northumbria at Newcastle	0	2	0	2
	Coventry University	0	1	0	1
School of Continuing and Professional Education, City University of Hong Kong 香港城市大学专业进修学院	De Montfort University	0	1	0	1
	Edinburgh Napier University	0	2	0	2
	Oxford Brookes University	0	1	0	1
	Staffordshire University	0	3	0	3
	Swinburne University of Technology	0	4	0	4
School of Continuing and Professional Studies, The Chinese University of Hong Kong 香港中文大学专业进修学院	Griffith University	0	4	0	4
Vocational Training Council 职业训练局	Birmingham City University	0	4	0	4
	Nottingham Trent University	0	2	0	2
	Sheffield Hallam University	0	3	0	3
	University of the Arts London	0	2	0	2
YMCA College of Continuing Education 港青专业进修书院	West Coast Institute of Training	2	0	0	2
Total number:					67